


Welcome to Year 2



Year 2 Curriculum

<p>English</p> <p>Reading</p> <ul style="list-style-type: none"> • Develop phonics until decoding secure • Read common suffixes • Read & re-read phonic-appropriate books • Read common 'exception' words • Discuss & express views about fiction, non-fiction & poetry • Become familiar with & retell stories • Ask & answer questions; make predictions • Begin to make inferences <p>Writing</p> <ul style="list-style-type: none"> • Spell by segmenting into phonemes • Learn to spell common 'exception' words • Spell using common suffixes, etc. • Use appropriate size letters & spaces • Develop positive attitude & stamina for writing • Begin to plan ideas for writing • Record ideas sentence-by-sentence • Make simple additions & changes after proof-reading <p>Grammar</p> <ul style="list-style-type: none"> • Use . ! ? , and ' • Use simple conjunctions • Begin to expand noun phrases • Use some features of standard English <p>Speaking & Listening</p> <ul style="list-style-type: none"> • Articulate & Justify answers • Initiate & respond to comments • Use spoken language to develop understanding 	<p>Art & Design (KS1)</p> <ul style="list-style-type: none"> • Use a range of materials • Use drawing, painting and sculpture • Develop techniques of colour, pattern, texture, line, shape, form and space • Learn about range of artists, craftsmen and designers 	<p>Computing (KS1)</p> <ul style="list-style-type: none"> • Understand use of algorithms • Write & test simple programs • Use logical reasoning to make predictions • Organise, store, retrieve & manipulate data • Communicate online safely and respectfully • Recognise uses of IT outside of school
<p>Mathematics</p> <p>Number/Calculation</p> <ul style="list-style-type: none"> • Know 2, 5, 10x tables • Begin to use place value (T/U) • Count in 2s, 3s, 5s & 10s • Identify, represent & estimate numbers • Compare / order numbers, inc. < > = • Write numbers to 100 • Know number facts to 20 (+ related to 100) • Use x and ÷ symbols • Recognise commutative property of multiplication <p>Geometry & Measures</p> <ul style="list-style-type: none"> • Know and use standard measures • Read scales to nearest whole unit • Use symbols for £ and p and add/subtract simple sums of less than £1 or in pounds • Tell time to the nearest 5 minutes • Identify & sort 2-d & 3-d shapes • Identify 2-d shapes on 3-d surfaces • Order and arrange mathematical objects • Use terminology of position & movement <p>Fractions</p> <ul style="list-style-type: none"> • Find and write simple fractions • Understand equivalence of e.g. $\frac{2}{4} = \frac{1}{2}$ <p>Data</p> <ul style="list-style-type: none"> • Interpret simple tables & pictograms • Ask & answer comparison questions • Ask & answer questions about totalling 	<p>Design & Technology (KS1)</p> <ul style="list-style-type: none"> • Design purposeful, functional & appealing products • Generate, model & communicate ideas • Use range of tools & materials to complete practical tasks • Evaluate existing products & own ideas • Build and improve structure & mechanisms • Understand where food comes from 	<p>Geography (Y2)</p> <ul style="list-style-type: none"> • Name & locate world's continents and oceans • Compare local area to a non-European country • Use basic vocabulary to describe a less familiar area • Use aerial images and other models to create simple plans and maps, using symbols • Use simple fieldwork and observational skills to study the immediate environment
<p>Science</p> <p>Biology</p> <ul style="list-style-type: none"> • Differentiate living, dead and non-living • Growing plants (water, light, warmth) • Basic needs of animals & offspring • Simple food chains & habitats <p>Chemistry</p> <ul style="list-style-type: none"> • Identify and compare uses of different materials • Compare how things move on different surfaces 	<p>History (KS1)</p> <p>Key Concepts</p> <ul style="list-style-type: none"> • Changes in living memory (linked to aspects of national life where appropriate) <p>Key Individuals</p> <ul style="list-style-type: none"> • Lives of significant historical figures, including comparison of those from different periods • Significant local people <p>Key Events</p> <ul style="list-style-type: none"> • e.g. Bonfire night • Events of local importance 	<p>Modern Languages</p> <p>Not required at KS1</p>
		<p>Physical Education (KS1)</p> <ul style="list-style-type: none"> • Master basic movement, e.g. running, jumping, throwing, catching, balance, agility and co-ordination • Participate in team games • Perform dances using simple movement • Swimming proficiency at 25m (KS1 or KS2)
		<p>Music (KS1)</p> <ul style="list-style-type: none"> • Sing songs • Play tuned & untuned instruments musically • Listen & understand live and recorded music • Make and combine sounds musically <p>Religious Education</p> <p>Continue to follow locally-agreed syllabus for RE</p>

Topics



Seaside Rescue
Hodgeheg

Through my window
Time Travellers



Enterprise

- During our Great Fire of London topic in the Spring term
- Bakery – investigation of recipes and weights, understanding of money, advertising the event as well as shopping locally for ingredients.
- We will hold a bake sale in the hall at the end of the Spring Term.



End of Year 2

Reading Expectations

- Applies phonics knowledge and skills consistently.
- Reads aloud with confidence and fluency.
- Regards reading as a pleasurable activity.
- Demonstrates understanding of a wide range of texts.
- Recognises and understands different structures of texts.
- Shares favourite words and phrases, and explores new vocabulary.
- Can recite poems by heart.
- Self-corrects when reading independently.
- Makes inferences on what has been read.
- Asks and answers questions, as well as making predictions.



Reading

We read all the time in Year 2 – but not necessarily always our reading books!

- *Guided reading*
- *Whole class*
- *Individual reading on a 1:1 basis – teacher, TA, Parent*
- *Silent individual reading*
- *Stories, including children reading to the rest of the class at story time*
- *Phonics*
- *Tasks as part of lessons*
- *Cross curricular opportunities*

Focus on reading for meaning and reading texts to support and enhance learning



Reading

- Children in Year 2 are expected to read every night to an adult.
- We ask that whoever reads with the child comments on the child's reading and signs the book to show that they have finished, or read to a certain page. Books must be in school every day so that other adults can read with your child.
- We endeavor to change reading books every day if we can see that they have been completed. Children are learning to change these on their own too!



End of Year 2

Writing Expectations

- Can write for a variety of purposes, maintaining its form.
- Writes about real events
- Writes poetry.
- Uses a drafting process.
- Uses a range of vocabulary including adjectives, adverbs and connectives.
- Uses punctuations correctly (A . , ! ? ')
- Uses past and present tense correctly.
- Forms grammatically correct sentences.
- Discusses and evaluates their work with the teacher and other pupils.
- Proof-reads their own writing.
-

Writing

The children will be using their writing skills to write:

- Recounts of real events.
- Stories.
- Reports i.e newspaper reports.
- Poems.
- Instructions.
- Annotating writing.
- Extracting information from text and putting it into their own words.

Handwriting

By the end of Year 2 children are expected to:

- Hold a pencil comfortably and correctly.
- Use legible handwriting with almost all lower case letters, capital letters and digits accurately and consistently formed in relationship to one another.
- Words are almost always appropriately and consistently spaced in relation to the size of the letters.
- Some diagonal and horizontal strokes are used to join letters.

UNIT 5 Practising diagonal join, no ascender, to an anticlockwise letter in words: ice, ide

Name _____ Date _____

Trace and copy the patterns. Say the sounds.

ice *ide*

Write the rhyming words, then copy them.

<i>mice</i>		<i>slide</i>	
<i>r</i>		<i>pr</i>	
<i>tw</i>		<i>r</i>	
<i>sp</i>		<i>gl</i>	
<i>pr</i>		<i>h</i>	

Penguin for Handwriting 12 © Cambridge University Press 2003

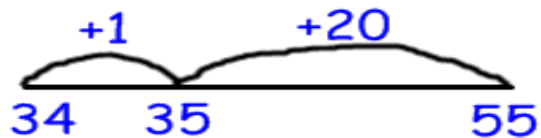
End of Year 2

Maths expectations

- Recognise and use numbers to 100.
- Use less than ($<$), equals ($=$) and greater than ($>$).
- Recognise odd and even numbers to 100.
- Addition and subtraction involving 2 digit numbers not bridging 10.
- Multiplication and division facts for the 2,5 and 10 multiplication tables.
- Understands inverse operations.
- Tell the time to o'clock and half past.
- Recognise coins, symbols and make small amounts.
- Name and describe the properties of 2D and 3D shapes.

Maths – Calculation Policy

Addition



$$34 + 21 = 55$$

$$\begin{array}{r} 30 + 4 \\ 20 + 1 \\ \hline 50 + 5 \end{array}$$

Subtraction




$$54 - 32 = 22$$

$$\begin{array}{r} 50 \quad 4 \\ 30 \quad 2 \\ \hline 20 \quad 2 \end{array}$$

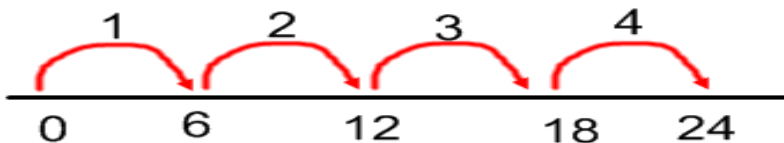
Maths – Calculation Policy

Multiplication

$$4 \times 2 = 8$$

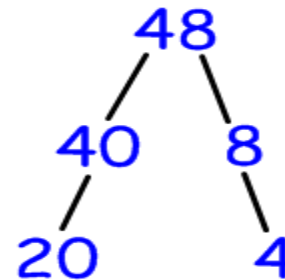


$$6 \times 4 = 24$$



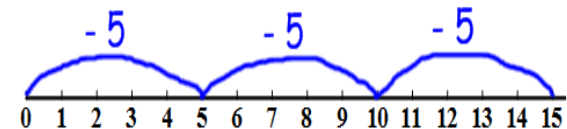
Division

$$48 \div 2 = 24$$



$$(20 + 4 = 24)$$

$$15 \div 5 = 3$$



How you can help your child at home with maths

- Practise 2, 5 and 10 times tables so that children know them by heart. Begin to learn 3 and 4 times tables
- Count in steps of 2, 5 and 10, both backwards and forwards
- Practise quick mental recall of addition facts, doubles, halves, number bonds – Big Maths will be sent out every Monday
- Give children regular opportunities to practise maths skills in real life situations.



COOL tasks

COOL tasks are opportunities for children to carry on their learning outside of the classroom.

It is important that children:

- **Read every night to an adult.**
- **Practise spellings every night and to know them both as individual words and when using them in a sentence**
- **Bi weekly Maths or English task.**
- **Write neatly in pencil, presenting COOL tasks in the same way that we would expect work to be presented in school.**

Our personal development goals ...

Being independent learners

Taking risks

Resilience – not giving up!

Responsible for own learning behaviour



Useful websites and resources

www.bengeworthacademy.co.uk


- Reception
- Year 1
- Year 2
- Year 3
- Year 4
- Year 5
- Choir
- PE and School Sport
- International Links
- Worcestershire Learning Gateway
- School Council
- School Parliament

You are here: [About Us](#) [Children's Zone](#) [Worcestershire Learning Gateway](#)

Worcestershire Learning Gateway

Please click the link below to access Worcestershire Learning Gateway.

<http://www.networks.net>



Then Login using your Global ID and password.

To access Education City, 2Simple or Purple Mash click on the icon.

Year 2 SATS

There will be a meeting in January to discuss the new format of Year 2 SATs.